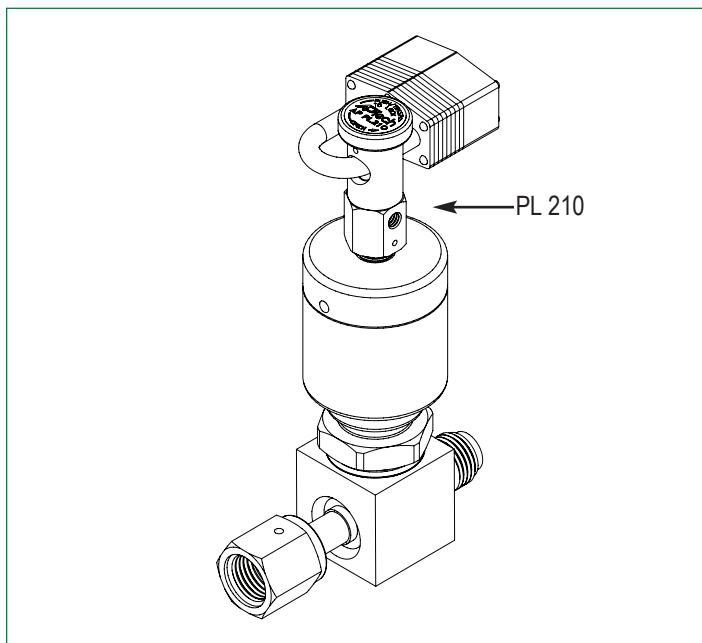


## LOCK OUT/TAG OUT (LOTO) SAFETY DEVICES

### AP PL 210

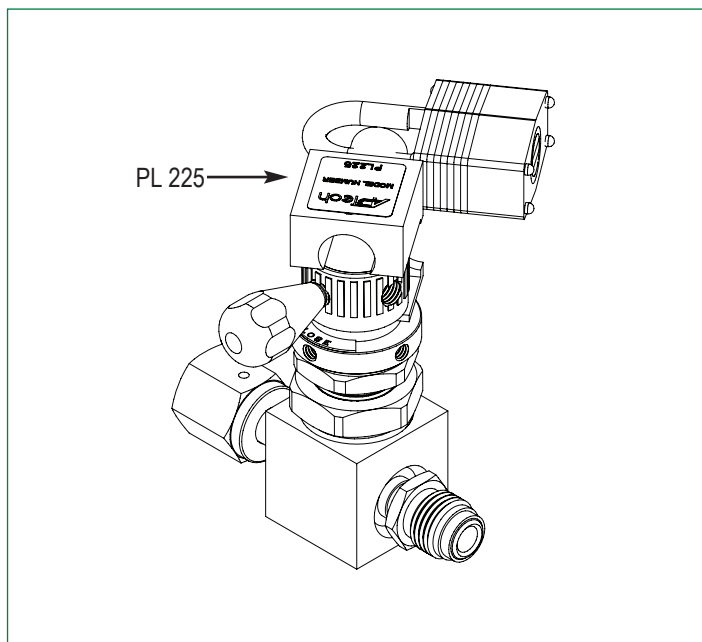
- Manual override control, closes valve by shutting off control pressure to actuator
- Lockable only in the closed position
- Accepts standard pad lock with 1/4 inch shackle
- Fits any brand pneumatic valve with 1/8 inch NPT female control port
- 10-32 inch inlet port for tubing connection and 1/8 inch NPT male connection to actuator
- 150 psig (10 bar) pressure rating
- Local control of pneumatic valve, push red top button down and twist to close valve



**SERIES AP PL 210**  
LOCKOUT (LOTO) FOR PNEUMATIC VALVES

### AP PL 225

- Lockable only in the closed position
- Separate device, not part of a valve, only a few needed for an entire facility
- Does not add cost to valve itself
- All models 3125, 3625 & 4625 handles predrilled to accept PL 225 (label must be punctured, instructions provided)
- Accepts standard pad lock with 1/4 inch shackle
- Ruggedly constructed of stainless steel.

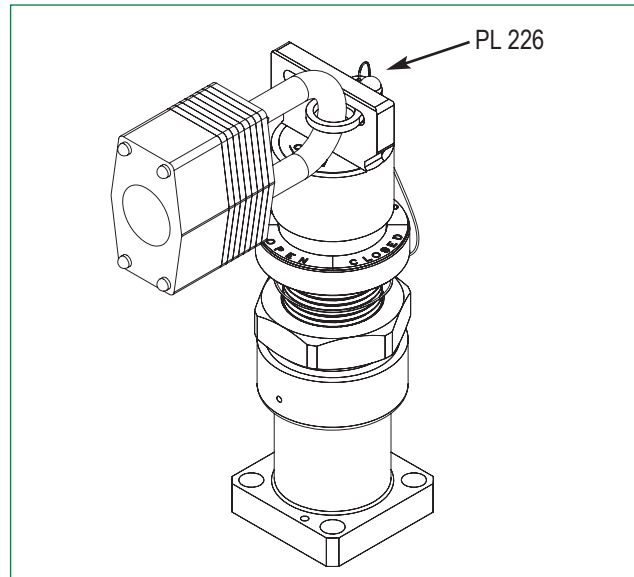


**SERIES AP PL 225**  
LOCKOUT DEVICE (LOTO)  
FITS 3125, 3625 & 4625 LEVER VALVES

**SERIES AP PL 226**  
LOCKOUT DEVICE (LOTO)  
FITS AP 3625 FA 1-1/8 INCH IGS VALVE

## AP PL 226

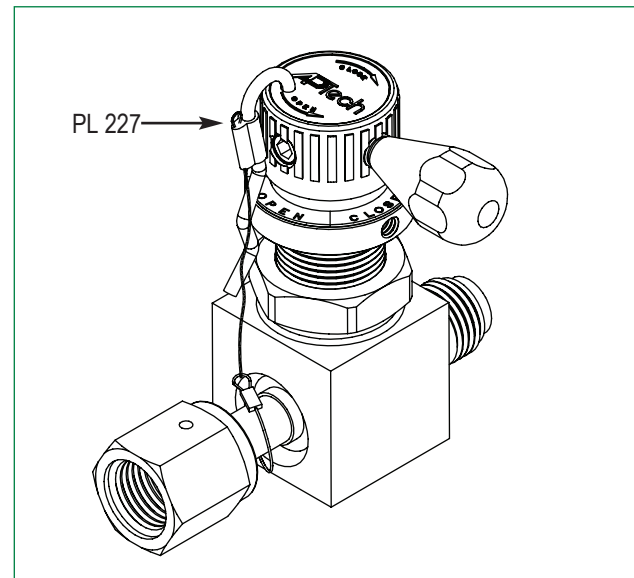
- Lockable only in the closed position
- Separate device, not part of a valve, only a few needed for an entire facility
- Does not add cost to valve itself
- All AP 3625 FA handles predrilled to accept PL 226 (label must be punctured, instructions provided)
- FA handle may be ordered on standard AP 3625 or AP 4625 valve (reduces source pressure to 125 psig)



**SERIES AP PL 227**  
OPERATIONAL SAFETY DEVICE (OSD)  
FITS 3125, 3625 & 4625 LEVER VALVES

## AP PL 227

- Inserts only in the closed position
- Secures the lever valve in closed position to prevent accidental valve opening
- Does not add cost to valve itself
- All models 3125, 3625 & 4625 handles predrilled to accept PL 227 (label must be punctured, instructions provided)
- Cost effective piece of mind



**SERIES 3157, 3657, 3900 & 4657**  
PULL, TWIST (OSD) AND LOCKOUT (LOTO)

## Pull Twist / LOTO Valve

- Handle must be pulled up to open, an operational safety feature (OSD)
- Detent in full open position to minimize risk of accidental valve closure
- Lockable (LOTO) only in the closed position
- Refer to model 3100, 3657, 3900 & 4657 data sheets for more information

